



What's New in GideonSoft 2026 Release 1

Introducing the latest GideonSoft release, including security enhancements, performance improvements and bug fixes, and some exciting new features!

Survey Design Enhancements

Feature

Audio Survey Functionality ... Mobile app users now have the option to complete a whole survey by just talking through it. GideonSoft will use AI to extract structured responses and summarize if desired. Review and submit. No typing needed.

Design

Survey Visibility Options ... Make a survey only available to people who meet a certain requirement (based on a score value).

Design

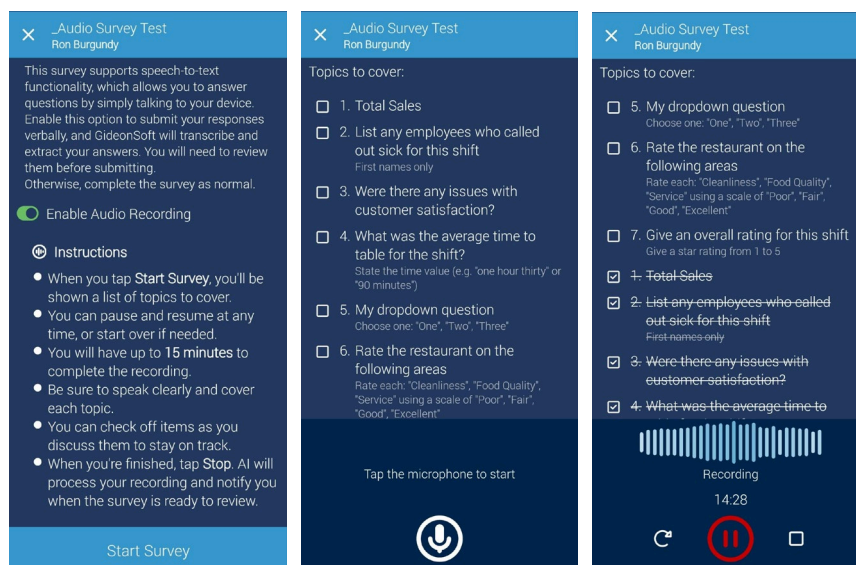
Section Visibility Options ... Make a section of a survey only available to certain roles.

Change

Matrix Rating Visibility Options ... Now display a specific question to a person based on the rating they selected, whether rating items or people.

Change

Multiple Choice Display Options ... You can now display a question for each person in the target list when using Multiple Targets on the Same Page.



This is no simple speech-to-text functionality!

Observe This

Design

Observation Taker ... Introducing a fully redesigned Record Observation experience that is built from the ground up for speed, clarity, and consistency with the rest of the application. Quick and easy!

Design

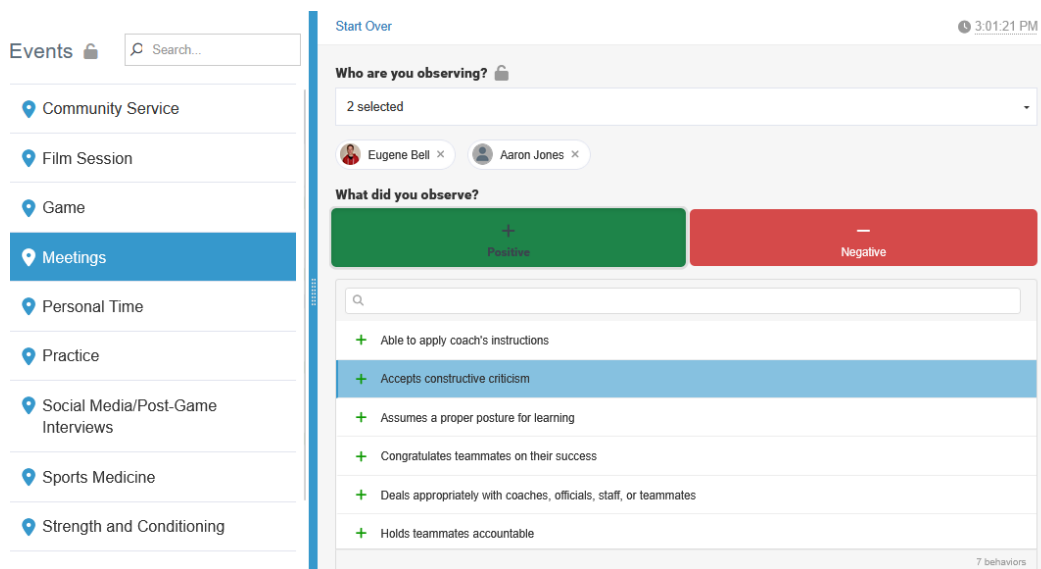
Observations Designer ... The Observations Design experience is upgraded in a similar fashion to the Survey design page. More information, sorting and filtering is available right on the main page, including how many observations have been recorded for each event.

Design

Editing Observations ... We also completely updated this page. Every field that can be set during recording can now be modified after the fact with the same controls and the same validation.

Change

Behavior Tags Options ... Designers can now require tags for certain behaviors.



The screenshot displays the 'Observe This' application interface. On the left, a sidebar lists various event categories: Community Service, Film Session, Game, Meetings (highlighted in blue), Personal Time, Practice, Social Media/Post-Game Interviews, Sports Medicine, and Strength and Conditioning. The main area is titled 'Start Over' and shows a search bar, a dropdown menu for 'Who are you observing?' (with '2 selected'), and two buttons for 'Positive' (green) and 'Negative' (red). Below these are several behavior tags, each with a green plus icon, such as 'Able to apply coach's instructions', 'Accepts constructive criticism' (highlighted in blue), 'Assumes a proper posture for learning', 'Congratulates teammates on their success', 'Deals appropriately with coaches, officials, staff, or teammates', and 'Holds teammates accountable'. A search bar is also present above the tags. The bottom right corner indicates '7 behaviors'.

Event ... People ... Behavior ... Comment ... Done.

Trying to Look Our Best

Design

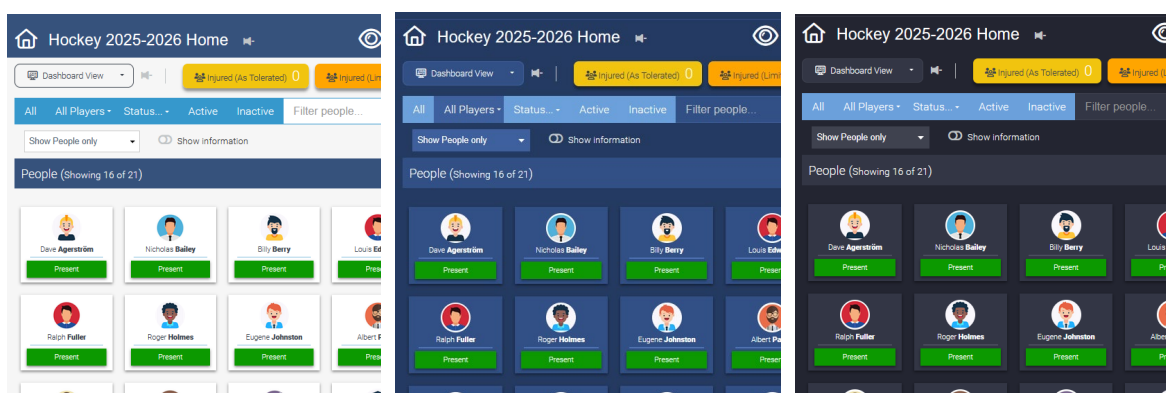
Personalized Themes ... Each user can choose the interface appearance that best fits their preferences or working environment. Choose from Light, Dark or Classic from the 'My Settings' page, and it applies to your web & mobile experience.

Design

Redesigned Admin pages ... We improved performance and flexibility of the Task Queue, Observations Design, Survey History and Package Manager pages.

Change

Updated Person Profile ... We updated the sidebar Observation and Survey links and added filtering to get where you need to go quicker.



Light, Classic, or Dark ... but we're not talking coffee!



Check Out CPR Check Ins (& Appraisals)

Feature

Capture Conversations More Easily ... Supervisors can use the mobile app to record Check In and Appraisal conversations and have them transcribed and summarized by AI. Audio CPR notes appear directly on the employee's existing timeline on the home page.

Design

Multiple Check In Topic Lists ... Create any number of additional topic lists, and users can customize the items within each list.

Design

Updated CPR Settings ... This page has also been updated for improved usability, with related items grouped into logical, collapsible sections.



As Always, More Report Design Options

Feature

Team/Group Data available in Detail Data Grids ... And there are three new functions that can be used with Detail Data type report elements.

Design

Three New Time Formats ... For a score value field in Detail Data Grids and Pivot Grid Columns (hh:mm:ss, mm:ss, hh:mm).

Change

CPR Report Roles ... Designate a report to show on the position profile only for certain roles.

Change

Text Item Visibility Control ... The Text report item now supports hiding the entire element if there is no data present from the data source.

Other Miscellaneous Goodness

Feature

Instance Archive ... Captures a complete point-in-time snapshot of an Instance's data, validates the integrity of all associated reporting, and delivers a summary notification to the administrator who initiated the process.

Feature

Org Level Basic Users ... Provide limited access for people to view Org level reports.

Feature

Real Time Tracking ... Administrators can see in real time who is logged in and where they are in the app. Helpful for usage auditing, this is more targeted and provides more context than Google Analytics.

Change

Feedback Rulesets Bulk Updates ... Roles for Feedback Rulesets can now be updated in bulk.

Change

More Username Editing Options ... Admins can now edit usernames using a spreadsheet.

Change

Variable Filter Naming ... Customize names of individual transformation filters to more easily tell which filter is which.

Capture the Present.
Shape the Future.