



What's New in GideonSoft 2025 Release 3

We're happy to introduce the latest GideonSoft release! Along with performance enhancements, stability improvements and bug fixes, we have added some exciting new designs and features.



Show Me the Data!

You need to visualize the data to help make good decisions. So, we've enhanced and expanded the tool set for GideonSoft Report design ...

Design

More Dynamic Design options (part 1) ... We added a master conditional formatting option to Detail Data Grids and Pivot Grids.

Design

More Dynamic Design options (part 2) ... Speaking of conditional formatting, you can now reference a value in one field and compare it to a value in another field.

Change

New Data Sources ... We've made Attachment and Activity data available for selected report items in Custom Person and Custom Group reports.

Change

Updated Export-to-Excel Formatting ... To better handle those leading zeroes in grids! (among other things)

Feature

More Control Over Pivot Grids ... Designers can now set a default sort order for a Pivot Grid.

Feature

Parameters are Optional in PDF Reports ... You now have the option whether to display User Prompt report parameters in the PDF output.

Feature

Display Agents in CPR Reports ... We've added an "Agent" field to the 'Job/Position Activity & Details' data source.

Prepare the Data!

Feature

Manage Those Variables Even Harder ... We updated the grid, providing additional functionality, flexible layout, bulk actions, and the ability to disable a variable. (And for admins, there's a new variable diagnostic tool!)

Design

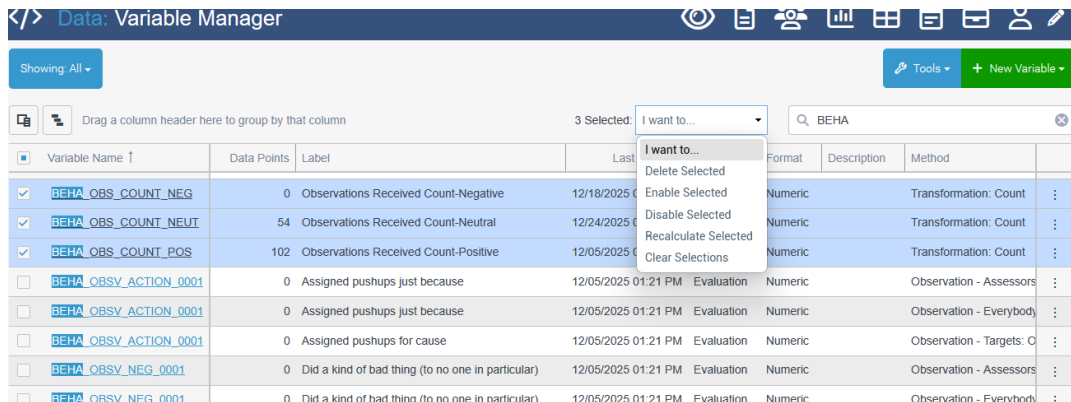
A More Efficient Data Points Page ... For improved performance, expanded sorting and filtering capabilities, and support for larger data sets. There's column selection and bulk row actions for a more efficient workflow.

Design

A More Informative Integration Page ... The integrations page was also overhauled with a grid display, and now you can see history for scheduled imports.

Change

NEW Flattened Data Export Option ... We added a specialized export format that provides a pivoted score dataset optimized for external analysis tools and data warehousing.



The screenshot shows the 'Data: Variable Manager' interface. At the top, there's a toolbar with icons for view, search, and actions. Below the toolbar, a search bar contains 'BEHA'. A table lists variables with columns: Variable Name, Data Points, Label, Last, Format, Description, and Method. Three rows are selected, and a context menu is open over them, showing options like 'Delete Selected', 'Enable Selected', 'Disable Selected', 'Recalculate Selected', and 'Clear Selections'.

Variable Name	Data Points	Label	Last	Format	Description	Method
<input checked="" type="checkbox"/> BEHA_OBS_COUNT_NEG	0	Observations Received Count-Negative	12/18/2025	Numeric	Transformation: Count	:
<input checked="" type="checkbox"/> BEHA_OBS_COUNT_NEUT	54	Observations Received Count-Neutral	12/24/2025	Numeric	Transformation: Count	:
<input checked="" type="checkbox"/> BEHA_OBS_COUNT_POS	102	Observations Received Count-Positive	12/05/2025	Numeric	Transformation: Count	:
<input type="checkbox"/> BEHA_OBSV_ACTION_0001	0	Assigned pushups just because	12/05/2025 01:21 PM	Evaluation	Observation - Assessors	:
<input type="checkbox"/> BEHA_OBSV_ACTION_0001	0	Assigned pushups just because	12/05/2025 01:21 PM	Evaluation	Observation - Everybody	:
<input type="checkbox"/> BEHA_OBSV_ACTION_0001	0	Assigned pushups for cause	12/05/2025 01:21 PM	Evaluation	Observation - Targets: C	:
<input type="checkbox"/> BEHA_OBSV_NEG_0001	0	Did a kind of bad thing (to no one in particular)	12/05/2025 01:21 PM	Evaluation	Observation - Assessors	:
<input type="checkbox"/> BEHA_OBSV_NEG_0001	0	Did a kind of bad thing (to no one in particular)	12/05/2025 01:21 PM	Evaluation	Observation - Everybody	:

The new & improved Variable Manager grid, with 10.3% more flexibility!

Advanced Reports & Dashboards Levelled Up!

Get with your GideonSoft admin and see what's possible!

Change

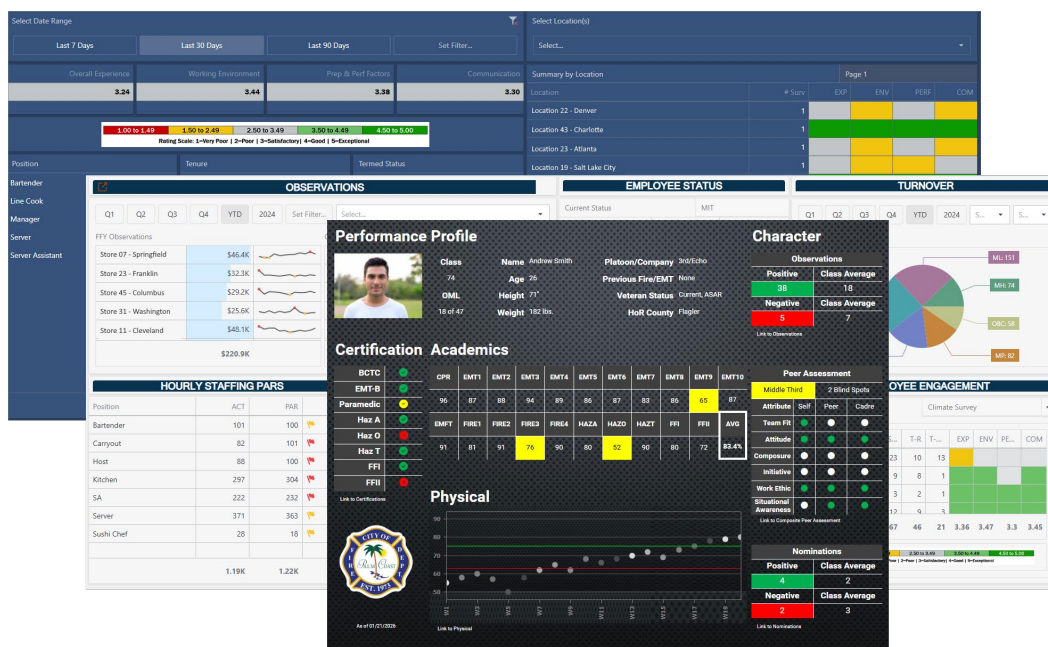
An Upgraded Engine Under the Hood ... We have upgraded the underlying code library, which adds a bundle of security and performance improvements, and design features, resulting in...

Design

More Features, More Functionality ... Sub reports (for sophisticated layouts), AI integration (same data sources as standard GideonSoft reports), Expression Text Widgets (write JavaScript-like expressions), Parameters, Links ... time to really nerd out!

Design

More Design Possibilities ... Color & theme options provide more visual customization to match organizational preferences and branding.



Some examples of what Advanced reports can do for you!

Other Miscellaneous Goodness

Design

A Clearer View of (Observations) History ... Just like the Variable Manager and Data Points pages, we updated the Observations History page grid for better usability and data visibility. The new grid enables easier exploration of historical records through enhanced sorting, filtering, and configurable column layouts.

Feature

Toast API Integration ... BYOL (bring your own license), and start importing daily sales data from the Toast restaurant management platform.

Feature

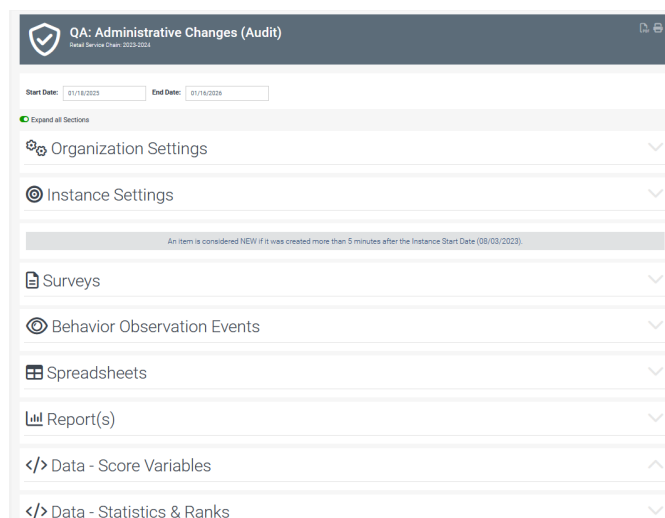
Expanded Built-in QA Reporting ... We reworked Instance reports for better auditing, and added some new Org level reports for improved system monitoring & assessment.

Change

Background Windows Service ... Behind the scenes (i.e. on the server), we added a Windows service, to enable enterprise clients to scale their GideonSoft deployment by helping manage background job execution.

Change

Upgraded Server Requirements ... We've upgraded web and database server minimum requirements, and expanded our testing processes, for improved security & performance, and additional functionality.



The handy built-in Instance level audit report can help identify any administrative changes.