



## What's New in GideonSoft 18.2

---

We're happy to introduce the latest GideonSoft release. Along with the many performance enhancements and various bug fixes, we have added many new exciting designs, changes, and new features. The following lists the highlights:

### Instance Home Page

---

#### Feature

The thumbnails now include color coded status information, and the background turns gray for inactive people.

#### Feature

The header area now can be customized to display a color-coded tile with a count of people assigned to the status. Clicking on a status tile will filter the thumbnails accordingly.

#### Feature

Summary badges can now be displayed on the home page, quickly showing counts, averages or sums of common data points.

#### Change

You can now toggle the Broadcast tool on and off, and switch between the standard Thumbnail view and Timeline view (Feed), by using the icons we moved towards the top of the page.

#### Design

The overall design has been modified to provide easier access to features and various data points that can be configured.

---

TESTING

Basketball 2018-2019

GideonSoft

2018-2019 Home

Basketball



















Broadcast Feed

12 Events 0 Surveys 2 Reports 2 Injured 15 Present

All Role... Status... Active Inactive Filter people...

Showing 19 of 19 people

Positive observations-AVG 0.2 Negative observations-AVG 0.6

 Bishop, Justin Present	 Burns, Kenneth Present	 Burton, Carlos Present	 Cook, Benjamin Present	 Cooper, Gary Injured	 Duncan, Eric Present
 Edwards, David Present	 Garza, Gary Academically Ineligible	 Hanson, Jeremy Present	 Hunter, Patrick Present	 Little, Steven Other Inactive	 Morqan, Mark Present
					

The updated Instance Home Page

## Surveys

### Feature

We're excited to introduce the new **Image Tile** question type, which allows you to make ratings or selections based on interactive images. There's even a preset for a Human Body Map to get you started. This question type can be used in the mobile app as well!

### Feature

We've also added the option for numerical-input questions to be answered using a **Slider** (or the manual text entry, sometimes called a "spinner").

### Feature

You can now view a Survey **Analytics** page to quickly view responses to completed Surveys in summarized form. A Summary view displays aggregate response data and a Detail view displays responses from an individual's selected survey session.

### Change

Additional options have been added to enable a more granular people filter on Survey sections (this functionality is also available to Spreadsheets).

Select all the areas of your body where you are currently experiencing pain or discomfort.

	Slight Pain	Moderate Pain	Extreme Pain			
Head - Front	1	2	3	4	5	Comments
Head - Back	1	2	3	4	5	Comments
Eyes	1	2	3	4	5	Comments
Nose	1	2	3	4	5	Comments

The new Image Tile question type

## Reports

### Feature

A powerful new visualization is the **Detail Data Grid**, which can display a customizable grid of data, referencing Evaluations, Observations, Score variables or even just Survey responses. Conditional formatting of individual cells as well as rows is available to make this a powerful reporting tool!

### Feature

**Bar charts** can now be used in single person reports. They include a variety of display options, such as separate bars or grouped bars, and color options.

### Feature

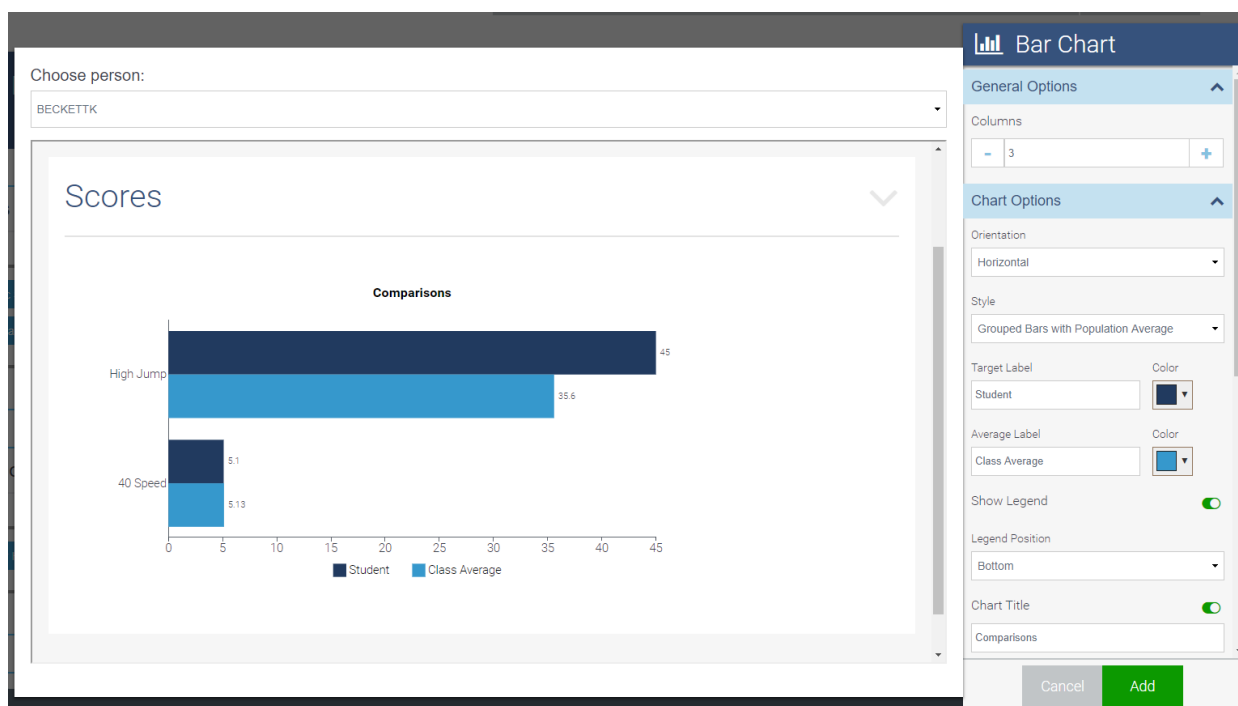
All HTML Reports now include a **shareable link** which lets you share a report with someone, even if they don't have a GideonSoft account! You can password-protect the link, and set it to expire after a designated amount of time.

### Feature

Another new report feature is the ability to use macros to insert dynamic text (such as the report viewer's name) anywhere in the report.

### Change

In addition to sharing reports, we've added the ability to **print HTML reports!** We updated our reporting engine, so you can use the printer icon at towards the top of all HTML reports.



*Introducing the Bar chart visualization*

## Profile and Progress Report

### Feature

Sub-factor trend visualizations based on evaluation variables are now available under each factor in the Progress Report.

### Feature

You can now display an icon instead of only displaying text or a number for scores.

### Feature

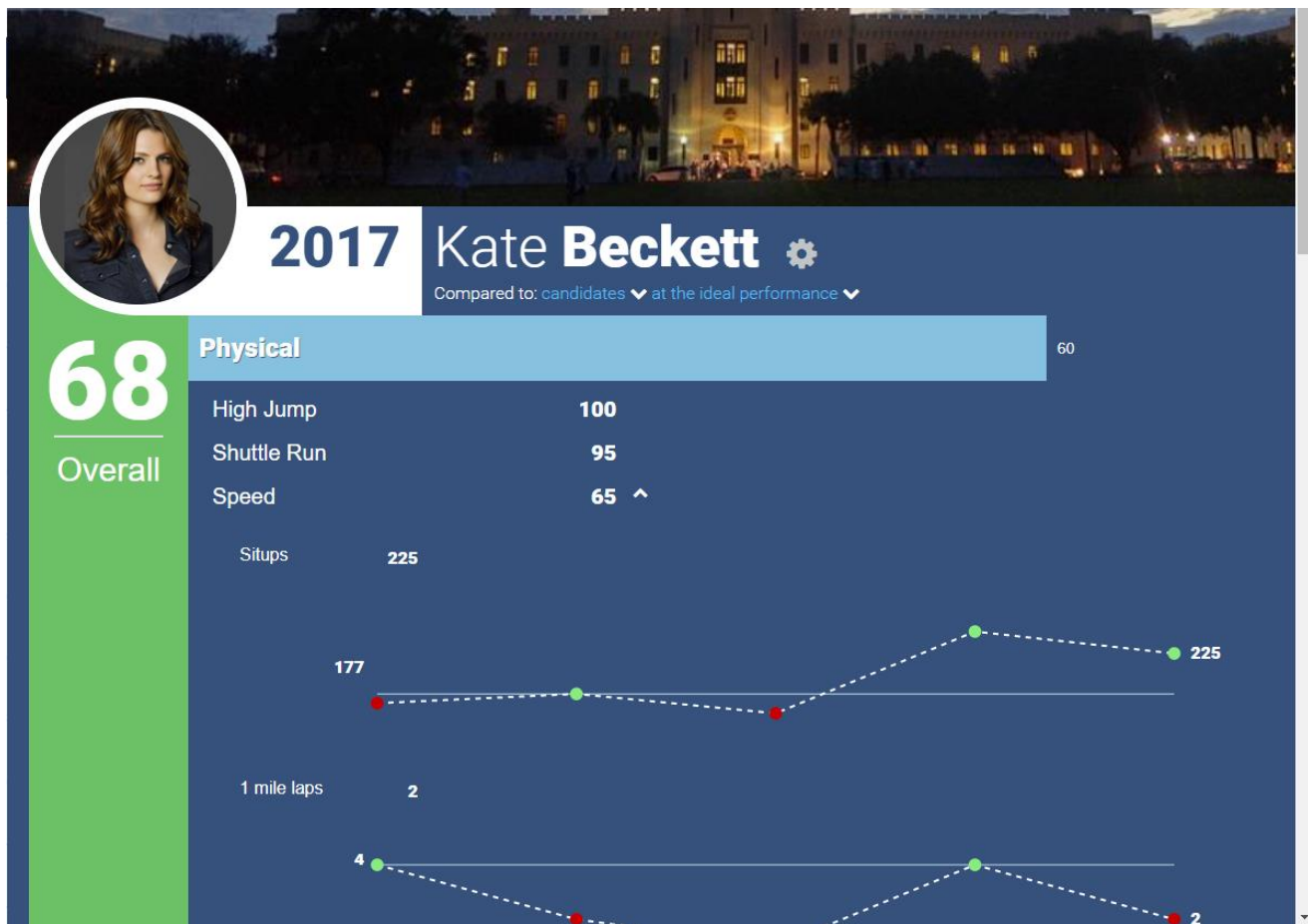
Also new is a **Career Summary** report, which combines all the progress reports from every instance a person belongs to.

### Change

Within the Profile page visualization area you can configure a Rank variable and display it on the Profile.

### Design

We've moved the social media links to the upper right corner, added a new people selector icon, and moved the Goals beneath the progress report.



*The Progress Report's new Trend graph*

## Variable Manager

**Change**

We've added new transformation types (minimum and maximum values), as well as new filters (severity type, source, rolling offset).

## Miscellaneous Updates

**Change**

**Status Update Page Filter** - You now have the ability to filter people by role in the 'Status Assignment' area.

**Change**

**Profile Page Quick Links** - From a user's profile in the quick links area you now have the option to view a person's observation or survey history as well as quickly navigate to the new observation or survey pages.

**Change**

**Person Descriptives** - When configuring the profile defaults, you can now make edits from the 'Manage People Descriptives' areas. Once a default is chosen it will be labelled [Default for Profiles] in the 'Manage People Descriptives' and 'Variable Manager' areas.

**Change**

**Search by Email** - You can now search for users by email at the organization and module level.

**Change**

**Global Descriptives** - You can now update a person's height and age within the Edit Profile page.

---