




# What's New in GideonSoft 18.1

We're happy to introduce the latest GideonSoft release. Along with the many performance enhancements and various bug fixes, we have added many new exciting designs, changes, and new features. The following lists the highlights:

## Report Designer


NSW

### Single Person

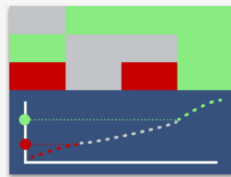


Custom Person

### Multiple People



Group




Report Band

### 3rd Party



SSRS



BIRT

*Introducing the new report types for the brand-new Report Designer*

# Report Designer

---

## Feature

We're excited to introduce the ability for anyone (with the correct permissions) to easily create interactive reports directly in GideonSoft using a brand-new drag and drop interface.

## Feature

Included in the new Report Designer is the ability to create a **fully customizable single-person report** that can display virtually any type of data that has been collected on an individual.

## Feature

We've also added a couple new Standard Reports that have been pre-designed to display specific types of information. The first Standard Report is the **Group Report** which displays multiple (color-configurable) data points as columns for multiple people listed in rows.

## Feature

The **Report Band** is commonly used in selection boards and is designed to group people based on their data. A key feature of this report is that, though you start with the data, you can still manually override individual placement, so you get the final say!

## Feature

The final new report type is the **3<sup>rd</sup> Party Report Designer**. This feature lets you leverage data views, so you can export any data to be used by a 3<sup>rd</sup> party visualization service. For this version we have started with Microsoft SSRS and BIRT. More 3<sup>rd</sup> party visualizations services will be released over time.

## Change

Assigning permissions for individual reports has been updated to include the ability to allow or restrict access based on specific users or multiple Roles.

## Design

We've added the ability for Reports to be scheduled so they will only be available when they are needed.

---

The screenshot displays the 'My Awesome Report' designer interface. The top navigation bar includes 'My Awesome Report', 'Designer', 'Preview', and 'Source' tabs. A left sidebar lists 'Edit Options' and various widget categories: Arc Score, Behavior List, Bulletin, Flag, Gauge, Header, Comment, Data Grid, Liquid Fill, Pass / Fail, 3-point Scale, Line Break, and Placeholder. The main workspace is divided into sections: 'Scores' (with Arc Score, Car Gauge, Liquid Fill, and Header widgets), 'Behaviors' (with My Helper widget), 'Score Visualizations (Medium)' (with Arc Score, Car Gauge, and Liquid Fill widgets), and 'Score Visualizations (Small)'. Each section has an 'Options' button. The bottom bar contains 'Close', 'Save as Draft', and 'Publish!' buttons.

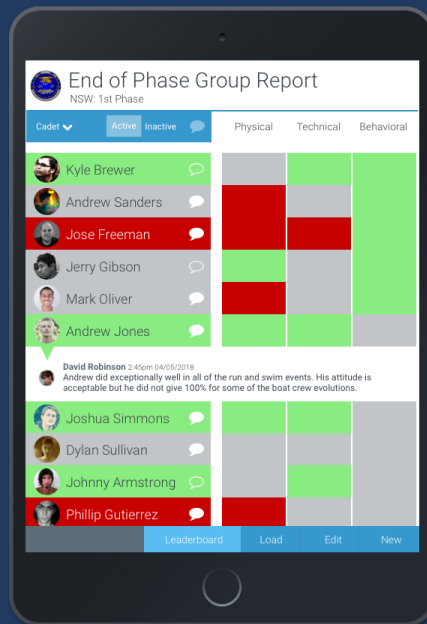
*The new Report Designer lets you easily design custom reports with a drag-and-drop visual interface!*

# Report Band



The Report Band is a great way to group and select people based on data and assessor judgements.

# Group Report



The Group Report lets you view data on multiple people in one place.

## Forgot Password

---

**Feature**

If you forget your password, you can now reset it as long as you have included your email address in your profile.

---

## Goals

---

**Feature**

You can now use the mobile app to record your progress towards any goals you created in the Web app.

**Feature**

We've added the option for you to set weekly goals. This lets you aggregate your progress over one week. For example, "Exercise three times per week."

---

## Feedback Library

---

**Feature**

You can now import, edit, or export feedback content in the Feedback Library. Exported feedback is stored as in CSV file for easy import into additional Modules.

**Change**

Previously feedback content was stored at the Instance and Module level separately, but now it is stored at the Module level and referenced from the Instance level.

---

## Miscellaneous Updates

---

**Change**

Overlords and above can now set the option to let their people update their own descriptive data directly on their profile. Examples of descriptive data are: hometown, age, or height.

**Change**

Class Templates now support a Select All/Deselect All option for easier administration.

---